

ECLC6-245 (6V 245Ah)

Specifications

Nominal Voltage	6V	
Nominal Capacity(20 Hr)	245Ah	
Dimension	Length	245±1mm(9.57 inches)
	Width	187±1mm(7.36 inches)
	Containeriner Height	275±1mm(10.83 inches)
	Total Height (With terminal)	275±1mm(10.83 inches)
	Approx Weight	Approx. 30.6 kg (67.46 lb)
Design life	up to 18 years (in standby applications)	
Terminal	M8	
Container Material	ABS	
Rated Capacity	245.0Ah/12.25A	(20hr, 1.80V/Cell, 25 °C/77°F)
	222.7Ah/22.27A	(10hr, 1.80V/Cell, 25 °C/77°F)
	195.35Ah/39.07A	(5hr, 1.75V/Cell, 25 °C/77°F)
	134.48Ah/134.48A	(1hr, 1.60V/Cell, 25 °C/77°F)
Max. Discharge Current	2000A(5s)	
Internal Resistance	Appro≤2.8mΩ	
Operating Temp. Range	Discharge: -30 °C~60 °C	
	Charge: -30 °C~60 °C	
	Storage: -30 °C~60 °C	
Nominal Operating Temp. Range	25±3 °C(77±5°F)	
Cycle Use	Initial Charging Current Less than 45.0 A. Voltage 7.2V-7.45V at 25°C (77°F). Temp. coefficient -20mV/C	
	Standby Use No limit on Intital Charging Current Voltage 6.8V-6.9V at 25°C (77°F) Temp. Coefficient -20mV/C	
Capacity affected by Temperature	40 °C(104°F)	103%
	25 °C(77°F)	100%
	0 °C(32°F)	86%
Self Discharge	ECLC series batteries may be stored for up to 12 months at 25°C (77°F) and then a freshening charge is required. For higher temperatures the time interval will be shorter.	



Application

- ◆ Railway and marine systems
- ◆ Electric tools
- ◆ Vehicle in place of walking
- ◆ Lawn mowers
- ◆ Golf trolleys and golf cart
- ◆ Electric toys
- ◆ Portable power
- ◆ Wheelchairs
- ◆ Medical equipments
- ◆ Solar / wind power system



ISO9001 ISO14001

Constant Current Discharge (Amperes) at 25 °C (77F)

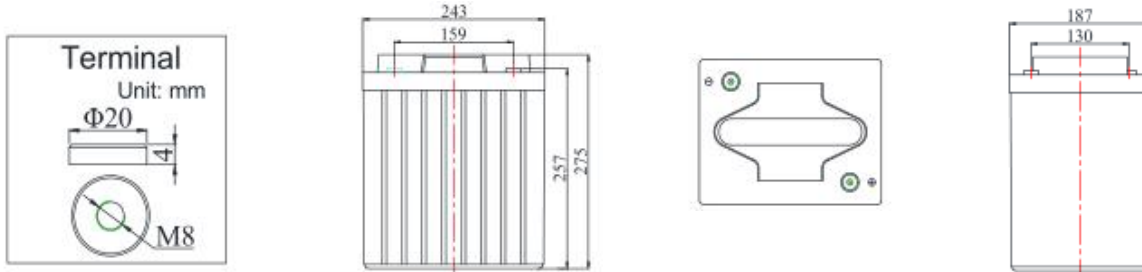
F.V/Time	15min	30min	45min	1h	2h	3h	5h	8h	10h	20h	100h
1.60V	321.8	205.5	151.0	139.0	88.3	62.0	42.0	27.8	24.75	13.25	3.00
1.67V	316.0	201.8	148.3	136.3	86.5	60.8	41.3	27.3	24.25	13.00	2.95
1.70V	310.0	198.0	145.5	133.8	85.0	59.8	40.5	26.8	23.75	12.75	2.88
1.75V	304.3	194.3	142.8	131.3	83.3	58.5	39.8	26.3	23.50	12.50	2.83
1.80V	292.5	186.8	137.3	126.3	80.0	56.3	38.3	25.3	22.75	12.38	2.78

Constant Power Discharge (Watts) at 25 °C (77F)

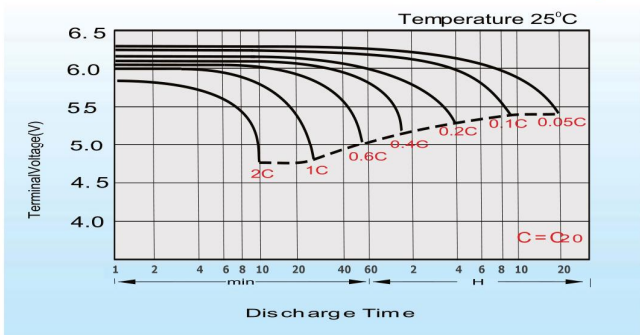
F.V/Time	15min	30min	45min	1h	2h	3h	5h	8h	10h	20h	100h
1.60V	619.3	395.5	290.8	266.8	169.5	119.0	81.0	53.3	47.8	25.9	5.78
1.67V	608.0	388.3	285.3	262.0	166.5	117.0	79.5	52.5	46.8	25.3	5.65
1.70V	596.8	381.0	280.0	257.0	163.5	114.8	78.0	51.5	46.0	25.1	5.55
1.75V	585.5	373.8	274.8	252.3	160.3	112.5	76.5	50.5	45.0	24.8	5.45
1.80V	563.0	359.5	264.3	242.5	154.3	108.3	73.8	48.5	43.3	24.0	5.35

ECLC6-245 (6V 245Ah)

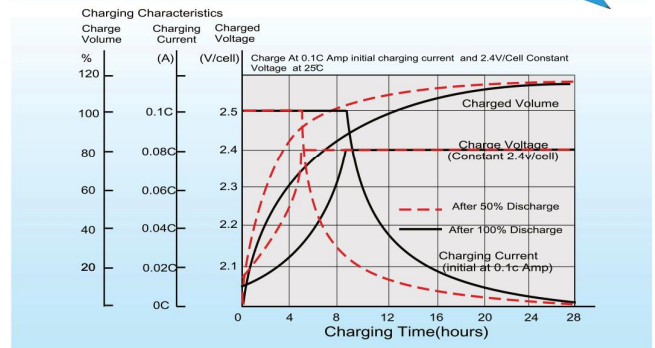
Dimensions



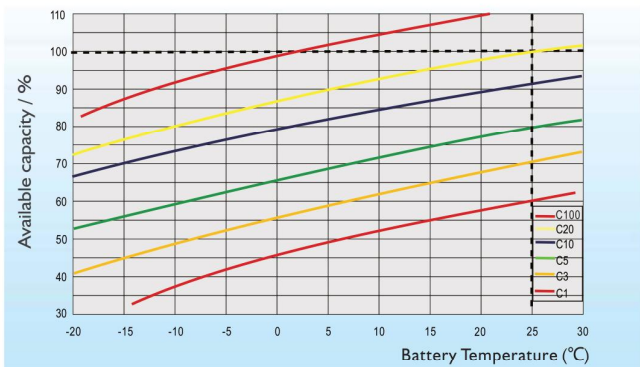
Discharge Characteristics



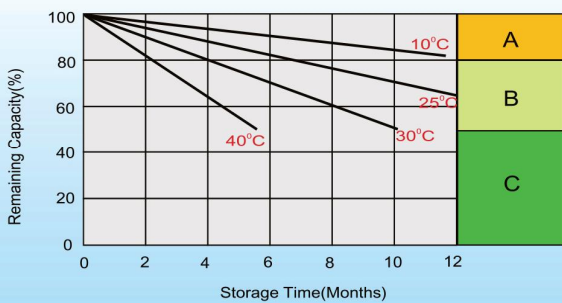
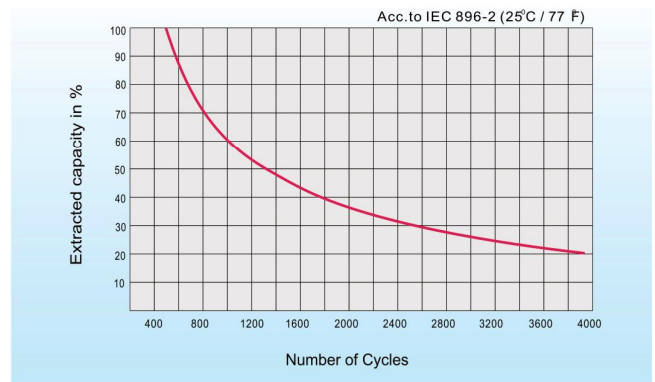
Charging Characteristics



Temperature Effects in Relation to Battery Capacity



Cycle life in Relation to Depth of Discharge



Self-discharge Characteristics

- A** No supplementary charge required
(Carry out supplementary charge before use if 100% capacity is required.)
- B** Supplementary charge required before use. Optional charging way as below:
 1. Charged for above 3 days at limited current 0.25CA and constant voltage 2.25V/cell.
 2. Charged for above 20 hours at limited current 0.25CA and constant voltage 2.45V/cell.
 3. Charged for 8-10 hours at limited current 0.05CA.
- C** Supplementary charge may often fail to recover the capacity.
The battery should never be left standing till this is reached.

Specifications subject to change without prior notice.