



Deep Cycle Batteries

## EDC12-200 (12V 200Ah)

### Specifications

|                                  |   |                                |
|----------------------------------|---|--------------------------------|
| Nominal Voltage                  | 12V   |                                |
| Nominal Capacity(20 Hr)          | 200Ah   |                                |
| Dimension                        | Length  | 532±1mm( 20.95 inches)         |
|                                  | Width   | 206±1mm( 8.11 inches)          |
|                                  | Container Height  | 215±1mm( 8.46 inches)          |
|                                  | Total Height (With terminal)  | 220±1mm( 8.66 inches)          |
| Approx Weight                    | Approx. 59kgs (120.71 lbs)  |                                |
| Design life                      | 12 years  |                                |
| Terminal                         | M8  |                                |
| Container Material               | ABS   |                                |
| Rated Capacity                   | 200.00Ah/10.00A   | (20hr, 1.75V/Cell, 25 °C/77°F) |
|                                  | 182.00Ah/18.20A   | (10hr, 1.80V/Cell, 25 °C/77°F) |
|                                  | 160.00Ah/32.00A   | (5hr, 1.75V/Cell, 25 °C/77°F)  |
|                                  | 111.2Ah/111.20A   | (1hr, 1.60V/Cell, 25 °C/77°F)  |
| Max. Discharge Current           | 2000A(5s)   |                                |
| Internal Resistance              | Appro≤3.4mΩ   |                                |
| Operating Temp. Range            | Discharge: -20 °C~50 °C   |                                |
|                                  | Charge: 0 °C~40 °C  |                                |
|                                  | Storage: -20 °C~50 °C   |                                |
| Nominal Operating Temp. Range    | 25±3 °C(77±5°F )  |                                |
| Cycle Use                        | Initial Charging Current Less than 36A. Voltage 14.4V-15.0V at 25 °C(77°F ) Temp. Coefficient-20mV/C  |                                |
|                                  | Standby Use<br>No limit on Intital Charging Current Voltage 13.5V-13.8V at 25 °C(77°F ) Temp. Coefficient-20mV/C  |                                |
| Capacity affected by Temperature | 40 °C( 104°F )  | 103%                           |
|                                  | 25 °C( 77°F )   | 100%                           |
|                                  | 0 °C( 32°F )  | 86%                            |
| Self Discharge                   | EDC series batteries may be stored for up to 6 months at25 °C(77°F ) and then a freshening charge is required. For higher temperatures the time interval will be shorter. |                                |



### Application

- ◆ All purpose
- ◆ Uninterruptable Power Supply(UPS)
- ◆ Electric Power System(EPS)
- ◆ Emergency backup power supply
- ◆ Emergency light
- ◆ Railway signal
- ◆ Aircraft signal
- ◆ Alarm and securitysystem
- ◆ Electronic apparatus & equipment
- ◆ Communication power supply
- ◆ DC power supply
- ◆ Auto controlsystem

### Constant Current Discharge (Amperes) at 25 °C ( 77F )

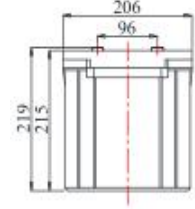
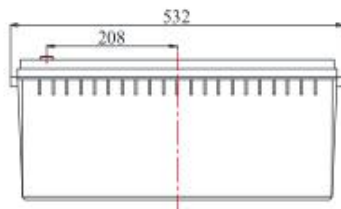
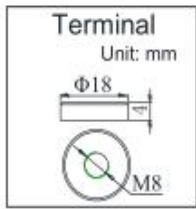
| F.V/Time | 15min | 30min | 45min | 1h    | 2h   | 3h   | 5h   | 8h   | 10h   | 20h   | 100h |
|----------|-------|-------|-------|-------|------|------|------|------|-------|-------|------|
| 1.60V    | 257.4 | 164.4 | 120.8 | 111.2 | 70.6 | 49.6 | 33.6 | 22.2 | 19.80 | 10.60 | 2.40 |
| 1.67V    | 252.8 | 161.4 | 118.6 | 109.0 | 69.2 | 48.6 | 33.0 | 21.8 | 19.40 | 10.40 | 2.36 |
| 1.70V    | 248.0 | 158.4 | 116.4 | 107.0 | 68.0 | 47.8 | 32.4 | 21.4 | 19.00 | 10.20 | 2.30 |
| 1.75V    | 243.4 | 155.4 | 114.2 | 105.0 | 66.6 | 46.8 | 31.8 | 21.0 | 18.80 | 10.00 | 2.26 |
| 1.80V    | 234.0 | 149.4 | 109.8 | 101.0 | 64.0 | 45.0 | 30.6 | 20.2 | 18.20 | 9.90  | 2.22 |

### Constant Power Discharge (Watts) at 25 °C ( 77F )

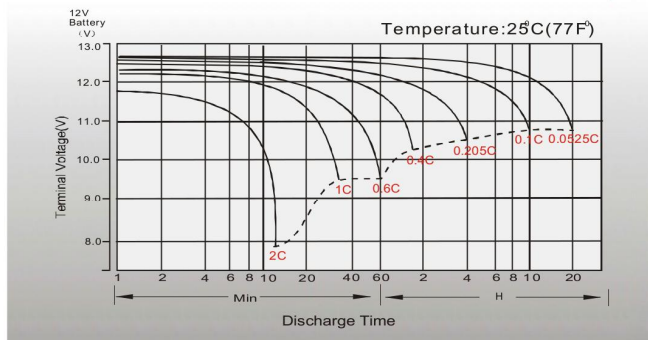
| F.V/Time | 15min | 30min | 45min | 1h    | 2h    | 3h   | 5h   | 8h   | 10h  | 20h  | 100h |
|----------|-------|-------|-------|-------|-------|------|------|------|------|------|------|
| 1.60V    | 495.4 | 316.4 | 232.6 | 213.4 | 135.6 | 95.2 | 64.8 | 42.6 | 38.2 | 20.7 | 4.62 |
| 1.67V    | 486.4 | 310.6 | 228.2 | 209.6 | 133.2 | 93.6 | 63.6 | 42.0 | 37.4 | 20.2 | 4.52 |
| 1.70V    | 477.4 | 304.8 | 224.0 | 205.6 | 130.8 | 91.8 | 62.4 | 41.2 | 36.8 | 20.1 | 4.44 |
| 1.75V    | 468.4 | 299.0 | 219.8 | 201.8 | 128.2 | 90.0 | 61.2 | 40.4 | 36.0 | 19.8 | 4.36 |
| 1.80V    | 450.4 | 287.6 | 211.4 | 194.0 | 123.4 | 86.6 | 59.0 | 38.8 | 34.6 | 19.2 | 4.28 |

EDC12-200 (12V 200Ah)

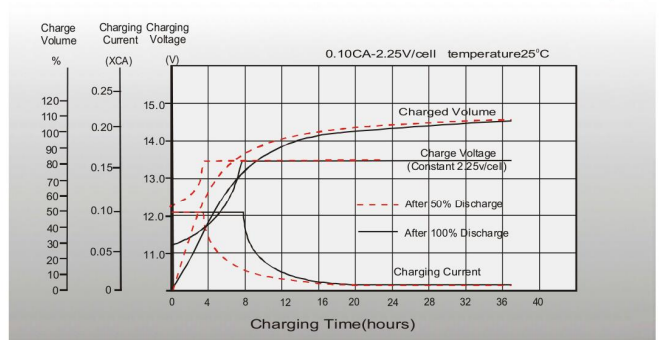
Dimensions



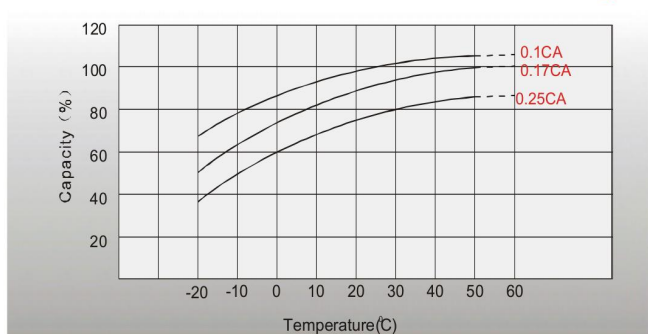
Discharge Characteristics



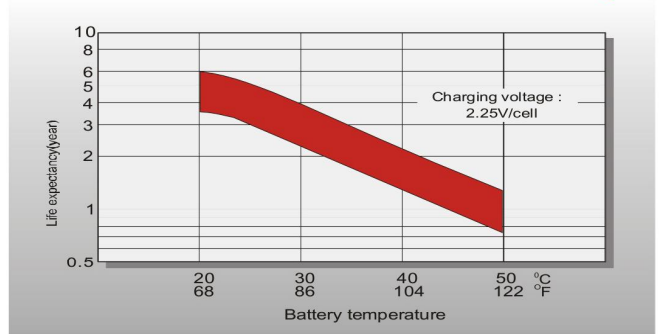
Float Charging Characteristics



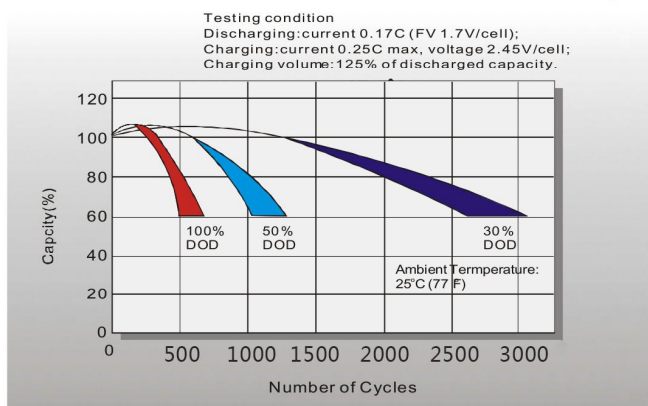
Temperature Effects in Relation to Battery Capacity



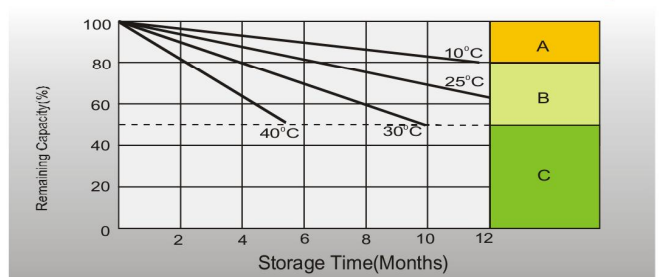
Effect of Temperature on Long Term Float Life



Cycle life in Relation to Depth of Discharge



Self-discharge Characteristics



- A** No supplementary charge required.  
(Carry out supplementary charge before use if 100% capacity is required.)
- B** Supplementary charge required before use. Optional charging way as below:  
1. Charged for above 3 days at limited current 0.25CA and constant voltage 2.25V/cell.  
2. Charged for above 20 hours at limited current 0.25CA and constant voltage 2.45V/cell.  
3. Charged for 8-10 hours at limited current 0.05CA.
- C** Supplementary charge may often fail to recover the capacity.  
The battery should never be left standing till this is reached.

Specifications subject to change without prior notice.