

EDC6-450 (6V 450Ah)

Specifications

Nominal Voltage	6V	
Nominal Capacity(20 Hr)	450Ah	
Dimension	Length	295±1mm(11.62 inches)
	Width	178±1mm(7.01 inches)
	Container Height	404±1mm(15.91 inches)
	Total Height (With terminal)	424±1mm(16.69 inches)
	Approx Weight	Approx 57.0kgs(125.66 lbs)
Design life	12 years (in standby applications)	
Terminal	DT	
Container Material	ABS	
Rated Capacity	450.0Ah/22.5A	(20hr, 1.75V/Cell, 25 °C/77°F)
	409.3Ah/40.93A	(10hr, 1.80V/Cell, 25 °C/77°F)
	345.0Ah/69.00A	(5hr, 1.75V/Cell, 25 °C/77°F)
	249.6Ah/249.6A	(1hr, 1.60V/Cell, 25 °C/77°F)
Max. Discharge Current	2000A(5s)	
Internal Resistance	Appro ≤1.9mΩ	
Operating Temp. Range	Discharge: -20 °C~50 °C	
	Charge: 0 °C~40 °C	
	Storage: -20 °C~50 °C	
Nominal Operating Temp. Range	25±3 °C(77±5°F)	
Cycle Use	Initial Charging Current Less than 75.6 A. Voltage 7.2V-7.45V at 25°C (77°F). Temp. coefficient -20mV/C	
	No limit on Initial Charging Current Voltage 6.8V-6.9V at 25°C (77°F) Temp. Coefficient -20mV/C	
Standby Use		
Capacity affected by Temperature	40 °C(104°F)	103%
	25 °C(77°F)	100%
	0 °C(32°F)	86%
Self Discharge	EDC series batteries may be stored for up to 6 months at 25°C (77°F) and then a freshening charge is required.	
	For higher temperatures the time interval will be shorter.	



Application

- ◆ All purpose
- ◆ Uninterruptable Power Supply(UPS)
- ◆ Electric Power System(EPS)
- ◆ Emergency backup power supply
- ◆ Emergency light
- ◆ Railway signal
- ◆ Aircraft signal
- ◆ Alarm and security system
- ◆ Electronic apparatus & equipment
- ◆ Communication power supply
- ◆ DC power supply
- ◆ Auto control system

Constant Current Discharge (Amperes) at 25 °C (77F)

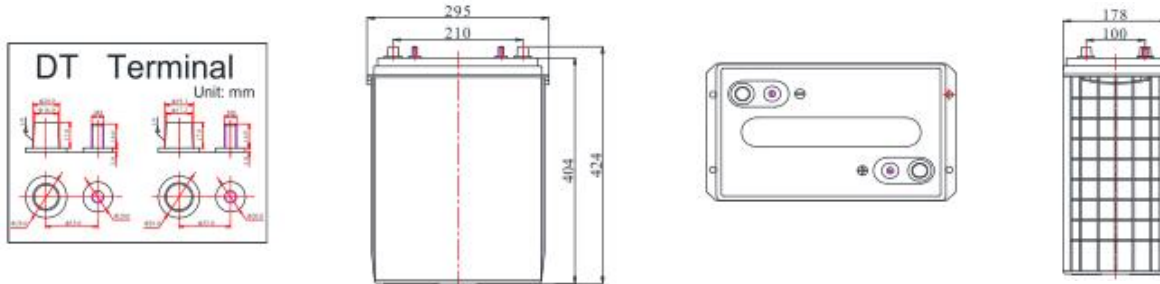
F.V/Time	15min	30min	45min	1h	2h	3h	5h	8h	10h	20h	100h
1.60V	540.5	345.2	253.7	233.5	148.3	104.2	70.6	46.6	41.58	22.26	5.04
1.67V	530.9	338.9	249.1	228.9	145.3	102.1	69.3	45.8	40.74	21.84	4.96
1.70V	520.8	332.6	244.4	224.7	142.8	100.4	68.0	44.9	39.90	21.42	4.83
1.75V	511.1	326.3	239.8	220.5	139.9	98.3	66.8	44.1	39.48	21.00	4.75
1.80V	491.4	313.7	230.6	212.1	134.4	94.5	64.3	42.4	38.22	20.79	4.66

Constant Power Discharge (Watts) at 25 °C (77F)

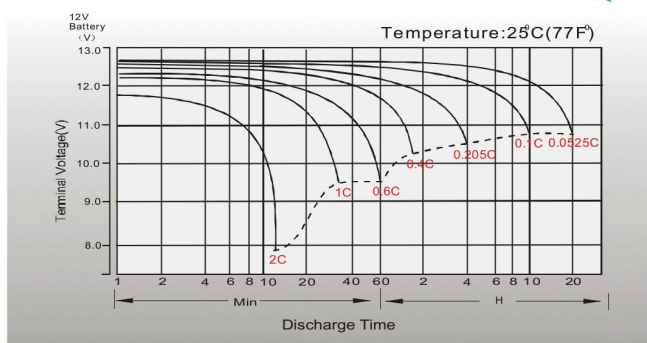
F.V/Time	15min	30min	45min	1h	2h	3h	5h	8h	10h	20h	100h
1.60V	1040.3	664.4	488.5	448.1	284.8	199.9	136.1	89.5	80.2	43.4	9.70
1.67V	1021.4	652.3	479.2	440.2	279.7	196.6	133.6	88.2	78.5	42.5	9.49
1.70V	1002.5	640.1	470.4	431.8	274.7	192.8	131.0	86.5	77.3	42.2	9.32
1.75V	983.6	627.9	461.6	423.8	269.2	189.0	128.5	84.8	75.6	41.6	9.16
1.80V	945.8	604.0	443.9	407.4	259.1	181.9	123.9	81.5	72.7	40.3	8.99

EDC6-450 (6V 450Ah)

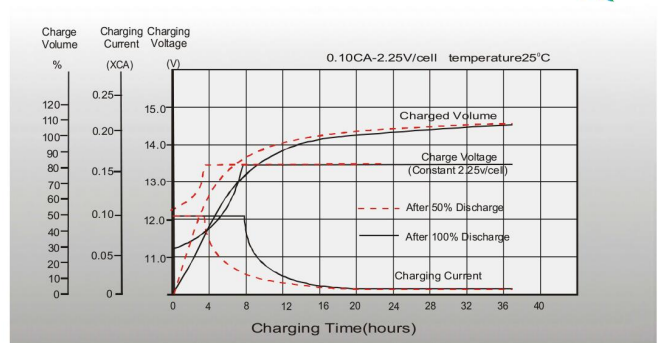
Dimensions



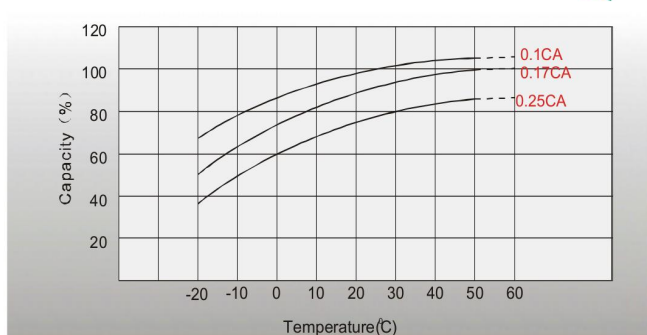
Discharge Characteristics



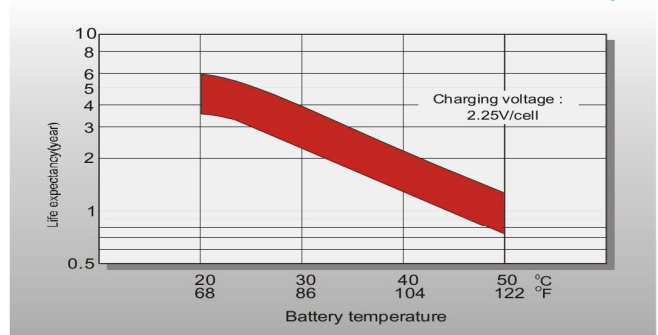
Float Charging Characteristics



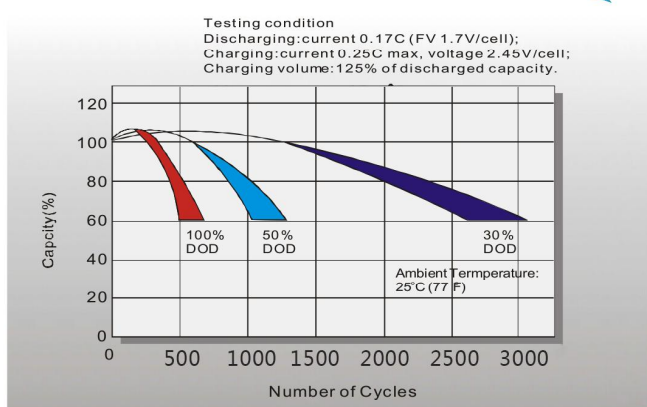
Temperature Effects in Relation to Battery Capacity



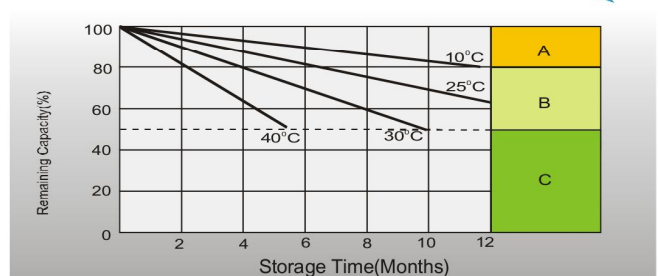
Effect of Temperature on Long Term Float Life



Cycle life in Relation to Depth of Discharge



Self-discharge Characteristics



- A** No supplementary charge required. (Carry out supplementary charge before use if 100% capacity is required.)
- B** Supplemental charge required before use. Optional charging way as below:
1. Charged for above 3 days at limited current 0.25CA and constant voltage 2.25V/cell.
2. Charged for above 20 hours at limited current 0.25CA and constant voltage 2.45V/cell.
3. Charged for 8-10 hours at limited current 0.05CA.
- C** Supplemental charge may often fail to recover the capacity. The battery should never be left standing till this is reached.

Specifications subject to change without prior notice.