

EDC8-200 (8V 200Ah)

Specifications

Nominal Voltage	8V	
Nominal Capacity(20 Hr)	200Ah	
Dimension	Length	260±1mm(10.24 inches)
	Width	182±1mm(7.17 inches)
	Container Height	295±1mm(11.61 inches)
	Total Height (With terminal)	300±1mm(11.81 inches)
	Approx Weight	Approx. 38kgs (83.77 lbs)
Design life	up to 12 years (<i>in standby applications</i>)	
Terminal	M8	
Container Material	ABS	
Rated Capacity	200h/10.0A	(20hr, 1.75V/Cell, 25 °C/77°F)
	182Ah/18.2 A	(10hr, 1.80V/Cell, 25 °C/77°F)
	170Ah/34.0A	(5hr, 1.75V/Cell, 25 °C/77°F)
	111.2Ah/111.2A	(1hr, 1.60V/Cell, 25 °C/77°F)
Max. Discharge Current	2000A(5s)	
Internal Resistance	Appro≤3.5mΩ	
Operating Temp. Range	Discharge:	-20 °C~50 °C
	Charge:	0 °C~40 °C
	Storage:	-20 °C~50 °C
Nominal Operating Temp. Range	25±3 °C(77±5°F)	
Cycle Use	Initial Charging Current Less than 36 A. Voltage 9.6V-9.94V at 25 °C (77°F) Temp. Coefficient -20mV/C	
Standby Use	No limit on Intital Charging Current Voltage 9.07V-9.2V at 25 °C (77°F) Temp. Coefficient -20mV/C	
Capacity affected by Temperature	40 °C(104°F)	103%
	25 °C(77°F)	100%
	0 °C(32°F)	86%
Self Discharge	EDC series batteries may be stored for up to 6 months at25 °C(77°F) and then a freshening charge is required. For higher temperatures the time interval will be shorter.	



Application

- ◆ All purpose
- ◆ Uninterruptable Power Supply(UPS)
- ◆ Electric Power System(EPS)
- ◆ Emergency backup power supply
- ◆ Emergency light
- ◆ Railway signal
- ◆ Aircraft signal
- ◆ Alarm and securitysystem
- ◆ Electronic apparatus & equipment
- ◆ Communication power supply
- ◆ DC power supply
- ◆ Auto controlsystem

Constant Current Discharge (Amperes) at 25 °C (77F)

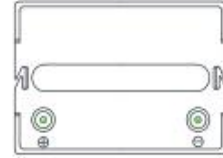

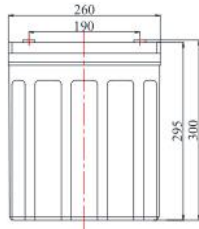
F.V/Time	15min	30min	45min	1h	2h	3h	5h	8h	10h	20h	100h
1.60V	257.4	164.4	120.8	111.2	70.6	49.6	33.6	22.2	19.80	10.60	2.40
1.67V	252.8	161.4	118.6	109.0	69.2	48.6	33.0	21.8	19.40	10.40	2.36
1.70V	248.0	158.4	116.4	107.0	68.0	47.8	32.4	21.4	19.00	10.20	2.30
1.75V	243.4	155.4	114.2	105.0	66.6	46.8	31.8	21.0	18.80	10.00	2.26
1.80V	234.0	149.4	109.8	101.0	64.0	45.0	30.6	20.2	18.20	9.90	2.22

Constant Power Discharge (Watts) at 25 °C (77F)

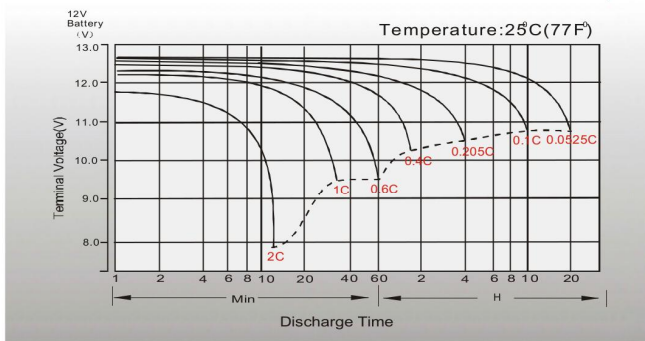
F.V/Time	15min	30min	45min	1h	2h	3h	5h	8h	10h	20h	100h
1.60V	495.4	316.4	232.6	213.4	135.6	95.2	64.8	42.6	38.2	20.7	4.62
1.67V	486.4	310.6	228.2	209.6	133.2	93.6	63.6	42.0	37.4	20.2	4.52
1.70V	477.4	304.8	224.0	205.6	130.8	91.8	62.4	41.2	36.8	20.1	4.44
1.75V	468.4	299.0	219.8	201.8	128.2	90.0	61.2	40.4	36.0	19.8	4.36
1.80V	450.4	287.6	211.4	194.0	123.4	86.6	59.0	38.8	34.6	19.2	4.28

EDC8-200 (8V 200Ah)

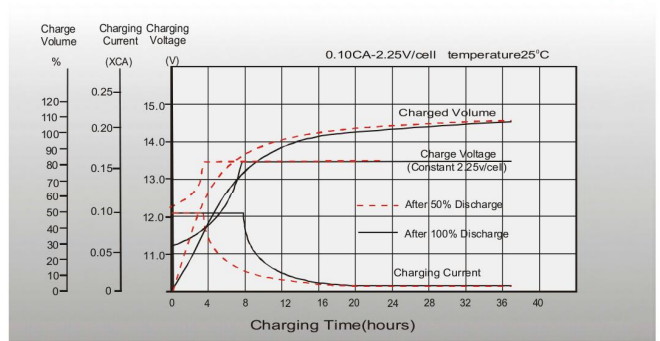
Dimensions



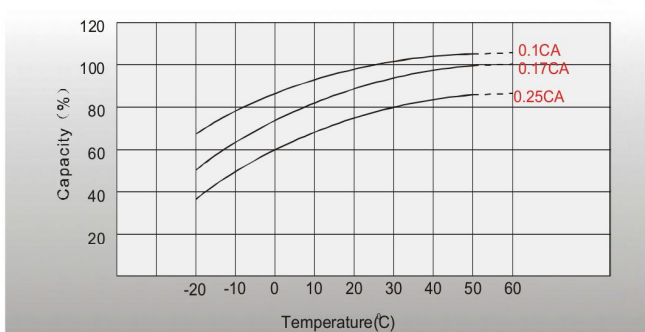
Discharge Characteristics



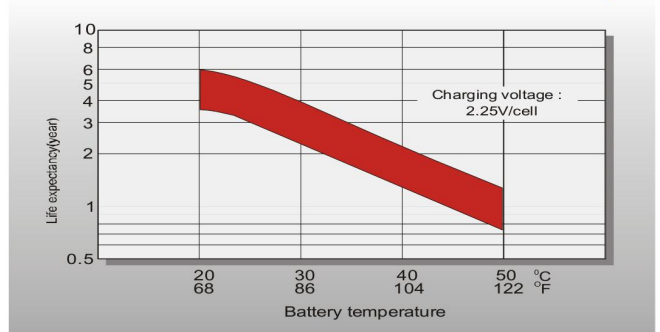
Float Charging Characteristics



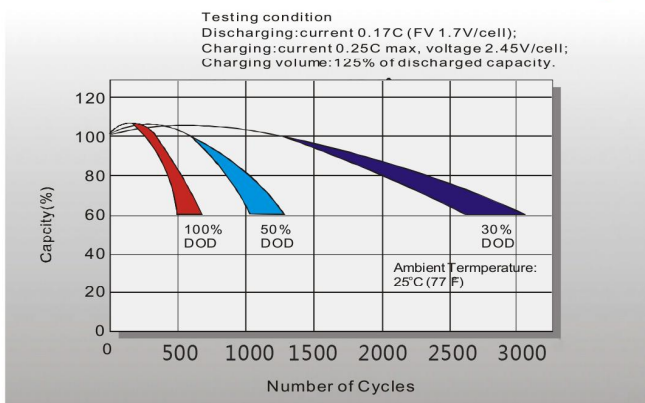
Temperature Effects in Relation to Battery Capacity



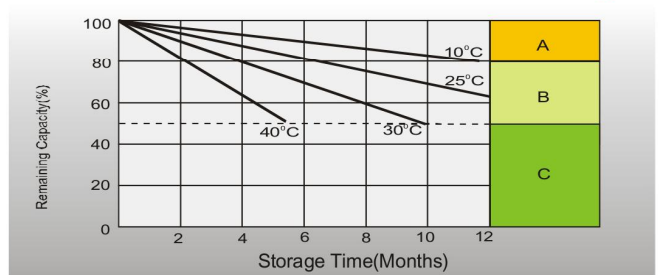
Effect of Temperature on Long Term Float Life



Cycle life in Relation to Depth of Discharge



Self-discharge Characteristics



- A** No supplementary charge required. (Carry out supplementary charge before use if 100% capacity is required.)
- B** Supplementary charge required before use. Optional charging way as below:
 1. Charged for above 3 days at limited current 0.25CA and constant voltage 2.25V/cell.
 2. Charged for above 20 hours at limited current 0.25CA and constant voltage 2.45V/cell.
 3. Charged for 8-10 hours at limited current 0.05CA.
- C** Supplementary charge may often fail to recover the capacity. The battery should never be left standing till this is reached.

Specifications subject to change without prior notice.