



RA12-150(12V150Ah)

Specification

Cells Per Unit	6
Voltage Per Unit	12
Nominal Capacity	150Ah@10hour-rate to 1.80V per cell @25°C
Weight	Approx. 41.5 Kg (Tolerance ±3.0%)
Internal Resistance	Approx. 4.8 mΩ
Terminal	F5(M8)/F12(M8)
Max. Discharge Current	1500A (5 sec)
Short Circuit Current	2700A
Design Life	12 years (Float charging)
Max. Charging Current	45.0 A
Reference Capacity	C3 116.1AH C5 131.0AH C10 150.0AH C20 159.0AH
Standby Use Voltage	13.6 V~13.8 V @ 25°C Temperature Compensation: -3mV/°C/Cell
Cycle Use Voltage	14.6 V~14.8 V @ 25°C Temperature Compensation: -4mV/°C/Cell
Operating Temperature Range	Discharge: -20°C~60°C Charge: 0°C~50°C Storage: -20°C~60°C
Normal Operating Temperature Range	25°C ±5°C
Self Discharge	RITAR Valve Regulated Lead Acid (VRLA) batteries can be stored for up to 6 months at 25°C and then recharging is recommended. Monthly Self-discharge ratio is less than 3% at 25°C. Please charge batteries before using.
Container Material	A.B.S. UL94-HB, UL94-V0 Optional.



RA series is a general purpose battery with 12 years design life in float service. It meets with IEC, JIS, BS, GB/T and YD/T standards. With advanced AGM valve regulated technology and high purity raw material, the RA series battery maintains high consistency for better performance and reliable standby service life. It is suitable for UPS/EPS, Telecom, power grid, medical equipment, emergency light and security system applications.



ISO 9001



ISO 14001



OHSAS 18001

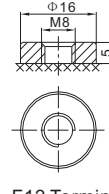
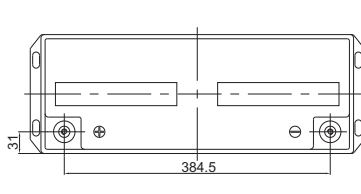
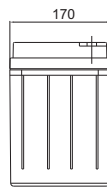
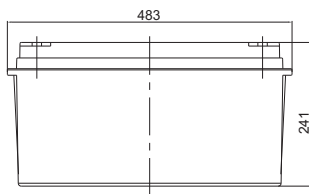


MH 28539



G4M20206-0910-E-16

Dimensions



F12 Terminal

Length	483±2mm (19.0 inches)
Width	170±2mm (6.69 inches)
Height	241±2mm (9.49 inches)
Total Height	241±2mm (9.49 inches)
Terminal	Value
M5	6~7 N*m
M6	8~10 N*m
M8	10~12 N*m

Unit: mm

Constant Current Discharge Characteristics : A (25°C)

F.V/Time	10MIN	15MIN	30MIN	1HR	2HR	3HR	4HR	5HR	8HR	10HR	20HR
1.60V	322.9	261.6	161.0	91.6	54.6	42.3	33.3	28.3	19.0	15.8	8.28
1.65V	305.1	250.1	154.6	88.5	52.9	41.0	32.4	27.6	18.8	15.6	8.15
1.70V	280.9	234.2	147.7	85.6	51.1	39.9	31.5	26.8	18.5	15.4	8.05
1.75V	257.1	218.0	141.2	82.5	49.3	38.7	30.7	26.2	18.3	15.2	7.95
1.80V	232.8	201.3	135.0	79.3	47.6	37.5	29.8	25.5	17.9	15.0	7.87
1.85V	190.2	167.0	116.2	71.2	43.6	34.7	27.7	23.8	16.8	14.1	7.47

Constant Power Discharge Characteristics : WPC (25°C)

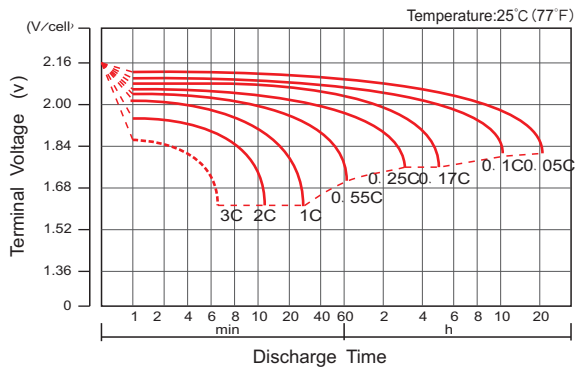
F.V/Time	10MIN	15MIN	30MIN	1HR	2HR	3HR	4HR	5HR	8HR	10HR	20HR
1.60V	548.9	457.3	292.4	172.2	103.5	80.8	63.8	54.5	37.1	31.1	16.3
1.65V	528.7	443.6	283.7	167.3	100.7	78.6	62.3	53.3	36.8	30.8	16.1
1.70V	495.6	421.7	273.9	162.8	97.9	76.8	60.9	52.1	36.3	30.3	15.9
1.75V	461.8	398.2	264.5	157.8	94.9	74.9	59.5	51.0	35.9	30.0	15.7
1.80V	425.4	372.8	255.3	152.7	92.0	72.8	58.0	49.9	35.4	29.6	15.6
1.85V	353.8	313.8	222.1	137.8	84.7	67.6	54.2	46.6	33.3	27.9	14.8

(Note) The above characteristics data are average values obtained within three charge/discharge cycle not the minimum values. The battery must be fully charged before the capacity test. The C₁₀ should reach 95% after the first cycle and 100% after the third cycle.

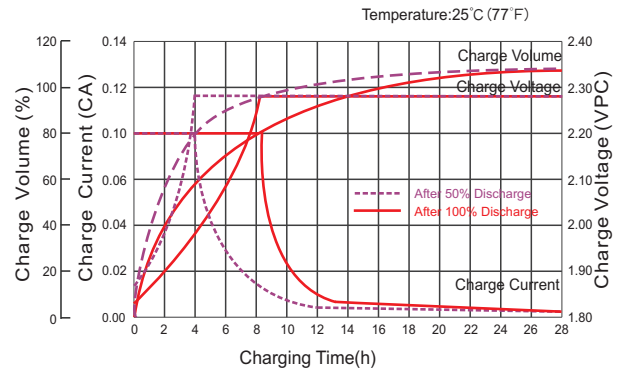
RA12-150(12V150Ah)



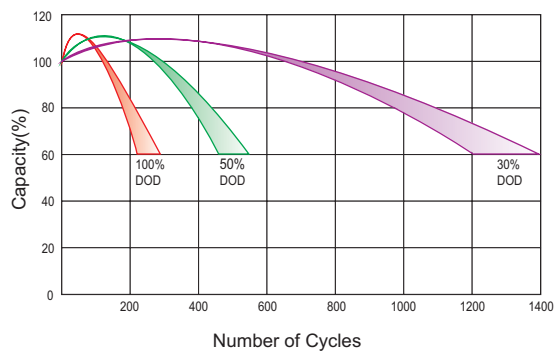
Discharge Characteristics Curve



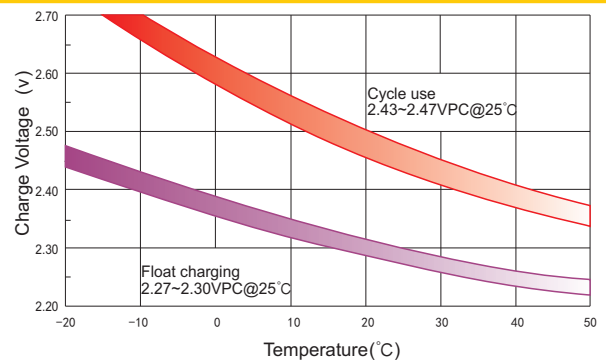
Charge Characteristic Curve For Standby Use



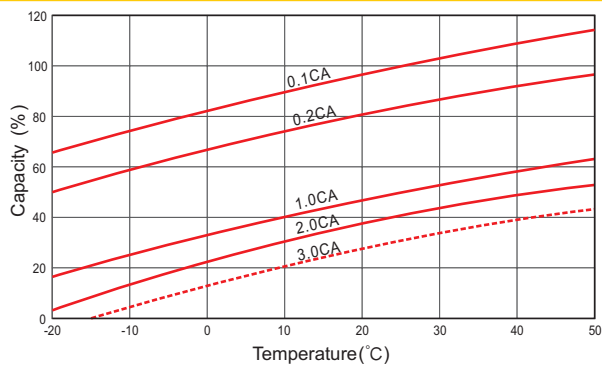
Cycle Life In Relation To Depth Of Discharge



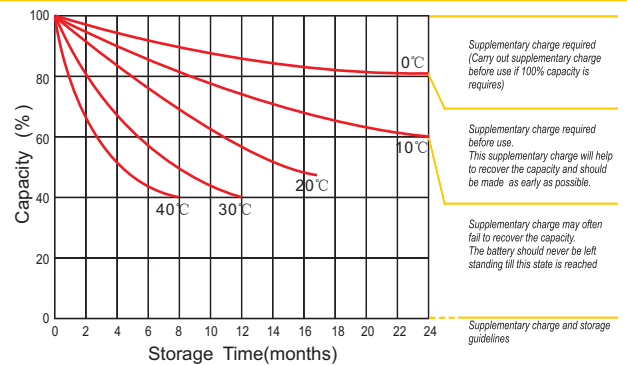
Relationship Between Charging Voltage And Temperature



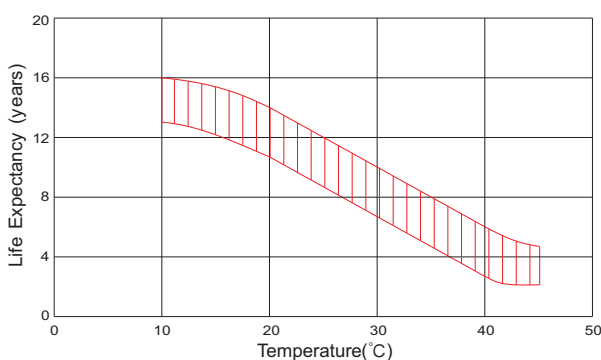
Temperature Effects On Capacity



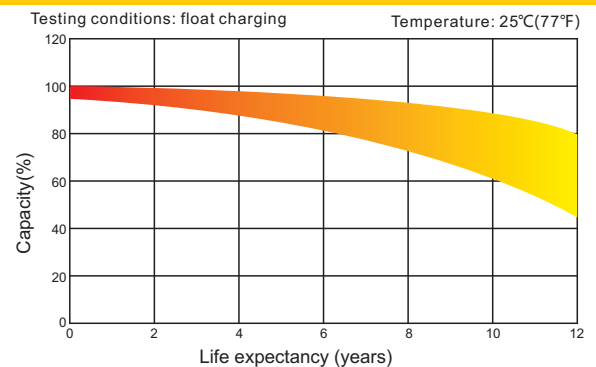
Storage Characteristics



Effect Of Temperature On Long Term Life



Life Characteristics Of Standby Use



(Note) All above information shall be changed without prior notice, Ritar reserves the right to explain and update the latest information.