

MODEL **S-1275 with Master Vent**
 VOLTAGE **12V**
 CAPACITY **145Ah @ 20Hr**
 MATERIAL **Polypropylene**
 BATTERY **Deep-Cycle Flooded/Wet Lead-Acid Battery**
 COLOR **Black**
 WATERING **HydroLink™ Watering System**



12V Silver Line

PRODUCT + PHYSICAL SPECIFICATIONS

Model	Terminal Type [£]	Dimensions [¢] Inches (mm)			Weight Lbs. [£] (kg)	Handles	Installation Orientation
		Length	Width	Height ^D			
S-1275	1	12.96 (329)	7.13 (181)	10.71 (272)	78 (35)	Embedded Handle Brackets	Upright

ELECTRICAL SPECIFICATIONS

Voltage	Capacity ^A Minutes			Capacity ^B Amp-Hours (Ah)				Energy (kWh)	Internal Resistance (mΩ)	Short Circuit Current (amps)
	@ 25 Amps	@ 56 Amps	@ 75 Amps	5-Hr	10-Hr	20-Hr	100-Hr			
12V	260	90	60	113	126	145	155	1.74	—	—

CHARGING INSTRUCTIONS

Charger Voltage Settings (at 77°F/25°C)				
System Voltage	12V	24V	36V	48V
Bulk Charge	14.82	29.64	44.46	59.28
Float Charge	13.50	27.00	40.50	54.00
Equalize Charge	16.20	32.40	48.60	64.80

Do not install or charge batteries in a sealed or non-ventilated compartment. Constant under or overcharging will damage the battery and shorten its life as with any battery.

CHARGING TEMPERATURE COMPENSATION

Add	Subtract
0.005 volt per cell for every 1°C below 25°C 0.0028 volt per cell for every 1°F below 77°F	0.005 volt per cell for every 1°C above 25°C 0.0028 volt per cell for every 1°F above 77°F

OPERATIONAL DATA

Operating Temperature	Self Discharge
-4°F to 113°F (-20°C to +45°C). At temperatures below 32°F (0°C) maintain a state of charge greater than 60%.	5 – 15% per month depending on storage temperature conditions.

STATE OF CHARGE MEASURE OF OPEN-CIRCUIT VOLTAGE

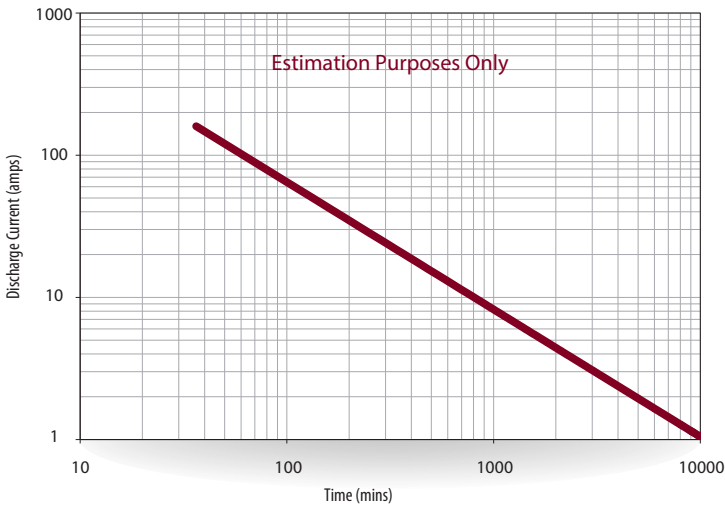
Percentage Charge	Specific Gravity	Cell	12 Volt
100	1.277	2.122	12.73
90	1.258	2.103	12.62
80	1.238	2.083	12.50
70	1.217	2.062	12.37
60	1.195	2.040	12.24
50	1.172	2.017	12.10
40	1.148	1.993	11.96
30	1.124	1.969	11.81
20	1.098	1.943	11.66
10	1.073	1.918	11.51



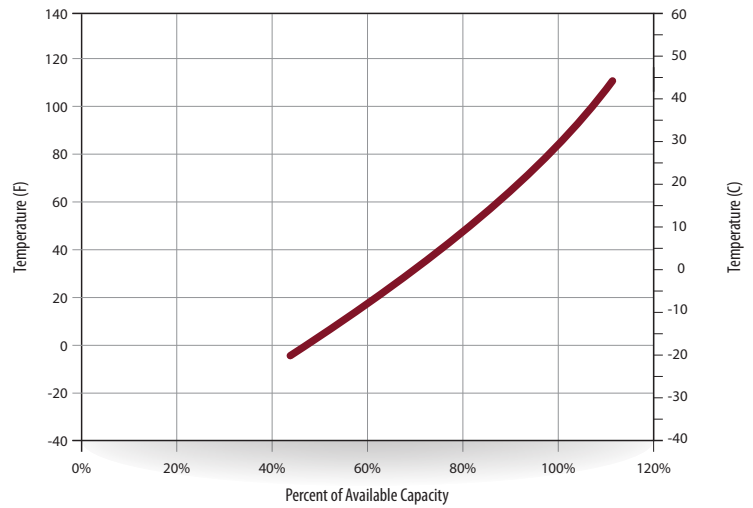
Designed in compliance with applicable BCI, DIN, BS and IEC standards.
 Tested in compliance to BCI and IEC standards.



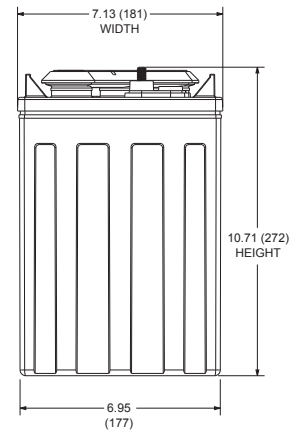
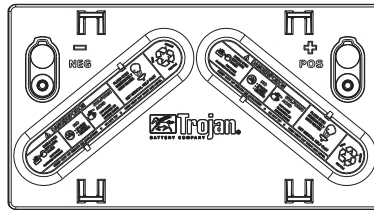
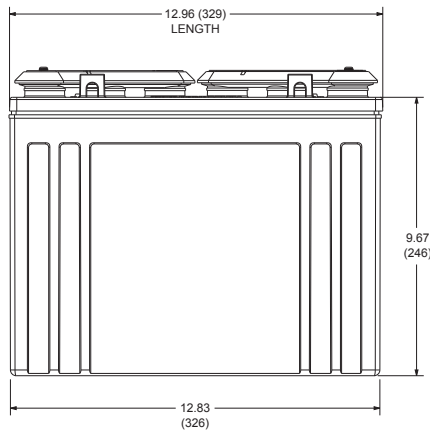
TROJAN S-1275 PERFORMANCE




PERCENT CAPACITY VS. TEMPERATURE



BATTERY DIMENSIONS (shown with ELPT)



TERMINAL CONFIGURATIONS^E

1	ELPT	Embedded Low Profile Terminal
		
Terminal Height Inches (mm) 1.22 (31)		
Torque Values in-lb (Nm) 95 – 105 (11 – 12)		
Bolt 5/16" - 18		

- A. The number of minutes a battery can deliver when discharged at a constant rate at 80°F (27°C) and maintain a voltage above 1.75 V/cell. Capacities are based on peak performance.
- B. The amount of amp-hours (Ah) a battery can deliver when discharged at a constant rate at 80°F (27°C) and maintain a voltage above 1.75 V/cell. Capacities are based on peak performance.

- C. Dimensions may vary depending on type of handle or terminal. Batteries should be mounted with 0.5 inches (12.7 mm) spacing minimum.
- D. Height taken from bottom of the battery to the highest point on the battery. Heights may vary depending on type of terminal.
- E. Terminal images are representative only.
- F. Weight may vary.