

BATTERIA SIGILLATA AGM DEEP-CYCLE (USO CICLICO)
DEEP-CYCLE AGM MAINTENANCE FREE BATTERY

ZL1201115

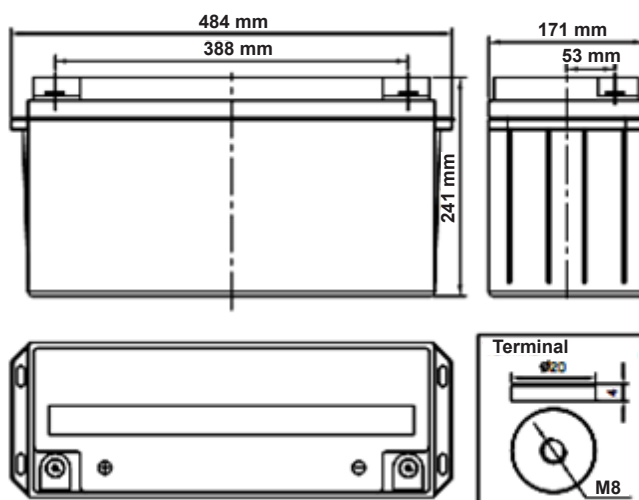


CHARACTERISTIC / CARATTERISTICHE

Volt		12V
Capacity / Capacità	20h	160Ah
	10h	145Ah
	8h	135Ah
	5h	125Ah
	3h	118Ah
	2h	112Ah
Internal Resistance	Full Charged Battery 25°C	≤4.0mΩ
Capacity affected by Temperature / Effetti delle temperature sulla capacità	40°C	102%
	25°C	100%
	0°C	70%
Self-Discharge 25°C Capacity / Autoscarica a 25°C	after 3 month storage	90%
	after 6 month storage	80%
	after 12 month storage	62%
Charge cycle / Ciclo di carica	IU + h	"In" max. 30Amp; "V1" 2.43V/cell
	IUIa	"In" max. 30Amp; "V1" 14.4Volt; "If" 1.5Amp.

CHARACTERISTIC / CARATTERISTICHE

Battery dimensions / Dimensioni batteria			
L/L	W/P	H/A	Tot - H/A
484	171	241	241
Box Dimensions / Dimensioni scatola			
L/L	W/P	H/A	
499	185	299	
Weight / Peso		46 Kg	
Terminal / Terminali		M8	
Case / Contenitore		ABS	
Pallet Qt		24	

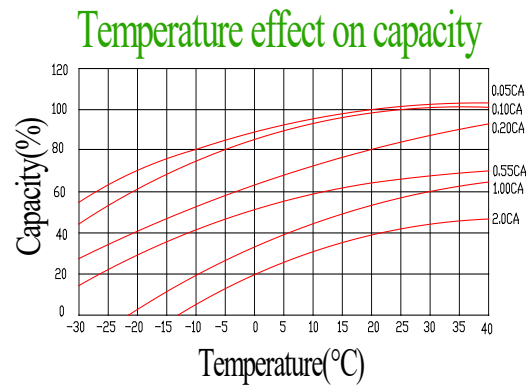
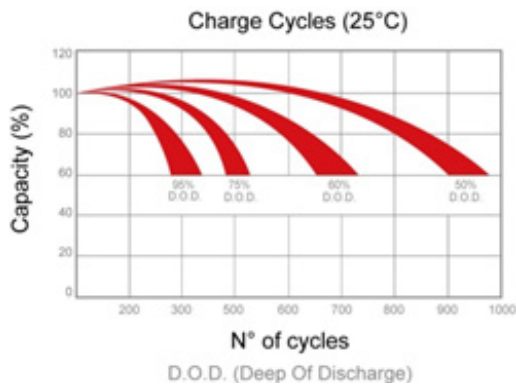


This information is generally descriptive only and is not intended to make or imply any representation, guarantee or warranty with respect to any cells and batteries. Cell and battery designs/specifications are subject to modification without notice. Contact U.B.S. UNION BATTERY SERVICE for the latest information.

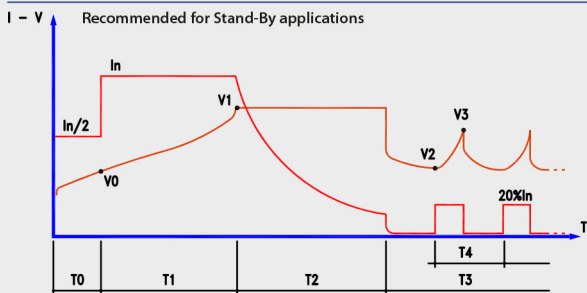
Le informazioni contenute in questa scheda tecnica sono solo descrittive e indicative, non sono una garanzia. U.B.S. UNION BATTERY SERVICE si riserva il diritto di aggiornarle/modificarle senza preavviso.



www.unionbatteryservice.it



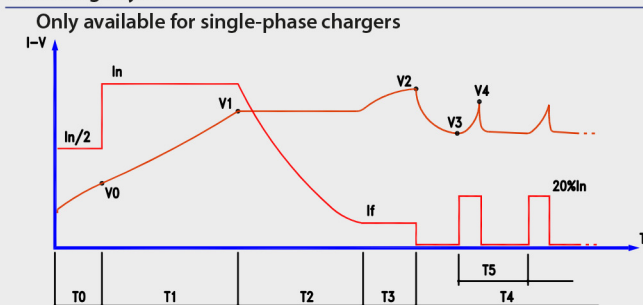
Charge cycle for sealed batteries (GEL/AGM): IU + holding



- I_n = PROGRAMMED CAPACITY/10
- V_0 = 1,90 V/CELL
- V_1 = PROGRAMMED VALUE
- V_2 = 2.10 V/CELL
- V_3 = 2.30 V/CELL
- T_0 = MAX. 1 HR
- T_1 = MAX. 12 HRS
- T_2 = T_1 (MIN. 2-MAX. 5 HRS)
- T_3 = UNLIMITED

“IU1a” charge cycle is always recommended in case of more than 2 batteries in series
Ciclo di carica “IU1a” è sempre necessario qualora ci siano più di 2 batterie collegate in serie.

IU1a charge cycle



- I_n = PROGRAMMED VALUE (CHARGE I)
- I_f = PROGRAMMED VALUE (FINAL I)
- V_0 = 1,90 V/CELL
- V_1 = PROGRAMMED VALUE (THRESHOLD V)
- V_2 = PROGRAMMED VALUE (LOCK V)
- V_3 = 2.10 V/CELL
- V_4 = 2.30 V/CELL
- T_0 = MAX. 1 HR
- T_1 = MAX. 12 HRS
- T_2 = MAX. T_1+6 HRS OR $I = I_f$
- T_3 = MAX. 4 HRS
- T_4 = UNLIMITED
- T_5 = MAX. 6 HRS